


How To Register for an ACL Cleveland Regional and/or Purchase an ACL Membership

Step 1 – Go to <https://app.iplayacl.com/login>

Make sure the version is 7.10 (or higher, if it's not, refresh your browser until it is)

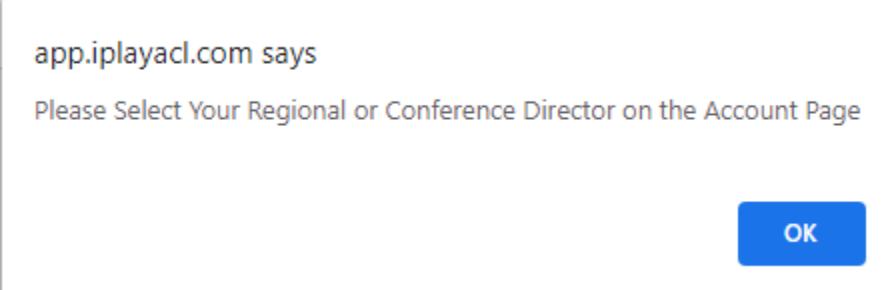


The screenshot shows the ACL login page. At the top is the ACL logo, which consists of a red silhouette of a person jumping over a red rectangular box containing the letters 'ACL' in white. Below the logo is the text 'American Cornhole League'. There are two input fields: 'Email Address *' and 'Password *'. Below these fields is a grey 'LOGIN' button. At the bottom of the form are two links: 'JOIN ACL' and 'FORGOT PASSWORD'. At the very bottom of the page, the text 'Version 7.10' is circled in red.

Step 2 – Login to your ACL account

Note – if you're not sure if you have an account, email ClevelandCornhole@att.net and I will check for you. If you already have an account do NOT create a new one or you will be in the system twice. If you've played in Cleveland Cornhole tournaments before you LIKELY have an ACL account already!

Once you login in, MANY of you will see this message below. This only shows the first time you login this season and it's asking you to choose a Regional Director to be assigned to. This is addressed in Step 3 below.



The screenshot shows a system message box with a white background and a thin grey border. The text inside reads: 'app.iplayacl.com says' followed by 'Please Select Your Regional or Conference Director on the Account Page'. In the bottom right corner of the box is a blue button with the text 'OK' in white.

Step 2 – Once logged in, scroll down and choose your regional director (David Weiser please)

IMPORTANT – Some of the players won't see me listed for some reason, text me at 440.570.5701, I have to push a button and then I'll show-up, sorry for that extra step.

After you choose your director click on

Update Profile

****While you're in there MAKE SURE all of your other information is correct, especially your cell phone number**

← ACL Cornhole

DOB Year *
DOB Month *
DOB Day *

Select Country *
United States

Player States
Ohio

City *
Wilmington

Select Conference
Mid-East Conference

Profile Status
Active

Select Your Regional / Conference Director *

Update Profile

ACL Player Membership Status
You Currently Have NO Active Player Membership

Step 3 – Scroll Down to Add Money to your ACL Digital Wallet

Scroll until you see this and click on the yellow button.

Add Money To Digital Wallet

Add Money to Digital Wallet

After you click on the button you can put money into your account using Paypal or a Credit Card

Add Money To Digital Wallet

Deposit Amount
0

Deposit Amount including Transaction Fees:
\$0.00

Choose a way to pay

Card

PayPal

Submit Payment

Step 4 – If Desired Purchase an ACL Membership

Scroll up to find the player membership section.

1 - Click on the area that says "Select ACL Player Membership Type **"

Note – Gold (\$30) is the same membership as you've had in the past

2- Click on "Select Your Regional / Conference Director to Credit for Membership **"

Please Choose David Weiser

3 – Click on the red "Purchase ACL Player Membership" button and that should be it!

***Note you will save \$5 on every Regional Tournament Entry if you purchase a Gold or Platinum membership**

ACL Player Membership Status

You Currently Have NO Active Player Membership

Purchase Player Membership

BRONZE - \$0.00

Someone that plays in an ACL event but has not purchased an ACL Membership. This player will not show-up in the ACL Open Standings.

SILVER - \$5.00

This player will show up in the ACL Open Standings, but will not earn the 1,000 bonus points and will not receive tournament entry discounts.

GOLD - \$30.00

Players will show up in the standings, *earn a 1,000 point membership bonus and save money when entering ACL Monthly Regional, Conferer

PLATINUM - \$100.00

Players will show up in the standings, have access to statistics, *earn a 1,000 point membership bonus save money when entering ACL Mont to the ACL Digital Network (ACLDN) and get Early Bird registration access for Open events and World Championships!

*** If purchased after Feb 1st, 2021, the 1,000 bonus points will NOT apply**

*** If your Regional / Conference Director does NOT show when buying a membership you will need to contact them directly**

Select ACL Player Membership Type *


Select Your Regional / Conference Director to Credit for Membership *

Purchase ACL Player Membership

Step 5 – Go Back to Main Page and Click on Events Registration



Step 6 – Click on Regional Event Registration



Step 7 – Scroll Until You Find the ACL Cleveland Event

****Make Sure You Find the Right One!!!**



Step 8 – Select the Events You Want to Play

The screenshot shows a web interface for ACL Cornhole registration. At the top, there is a red navigation bar with a back arrow and the text "ACL Cornhole". Below this, a breadcrumb trail shows "ACL Charity / Special Registration" and "My Registrations". A step indicator shows "1 Fill Out Form". The main content area is titled "ACL Cleveland September 2020 Regional Registration Form" and contains a table of player information:

Player Name:	David Weiser
Current Digital Wallet Total:	
Email:	clevelandcornhole@att.net
Skill Level:	Advanced
Player Type :	ADULT
Current Membership Status:	Player Discount

Below the table is a dropdown menu labeled "Select Events - Non Member Price Listed *" with a downward arrow. Underneath is a text area for "Additional Notes:" and a footnote: "* indicates Required Fields". At the bottom of the form is a red button labeled "Submit Registration".

Then Click  and you will be entered with the money coming out of your “ACL Wallet”

***Note – for doubles one player pays for the team and must choose their partner when registering, their partner will have to pay them back.**

***Also note for Regionals if you play in Competitive Doubles I can no longer guarantee you will be done in time for the Advanced Blind Draw. Also If you play Competitive Singles I can no longer guarantee you will be done in time for Advanced Doubles. So do NOT sign-up for both. If you are eliminated from Competitive before Advanced starts, you can register via the app at that time.**

You cannot sign-up for multiple skill levels at the same time anyway. If you want to sign-up for say Competitive Doubles and Advanced Singles in advance, you will have to sign-up for one of them, go out and come back in to sign-up for the other one.